

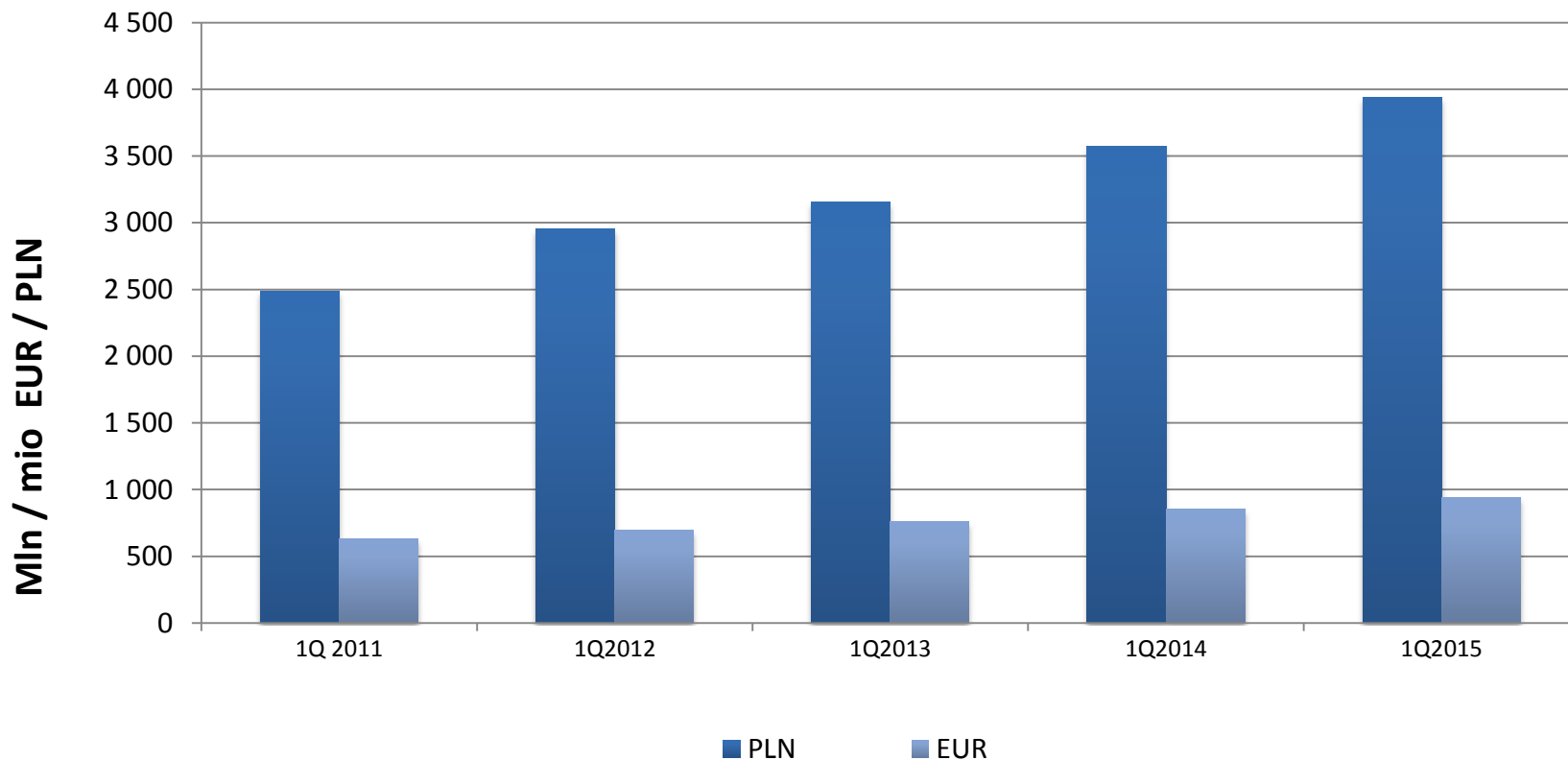
# **Eksport / Import AGD** z/do Polski **1Q 2015** (wart. w EUR / PLN)

*domestic appliance - export import from PL in EUR*

[www.cecedpolska.pl](http://www.cecedpolska.pl)

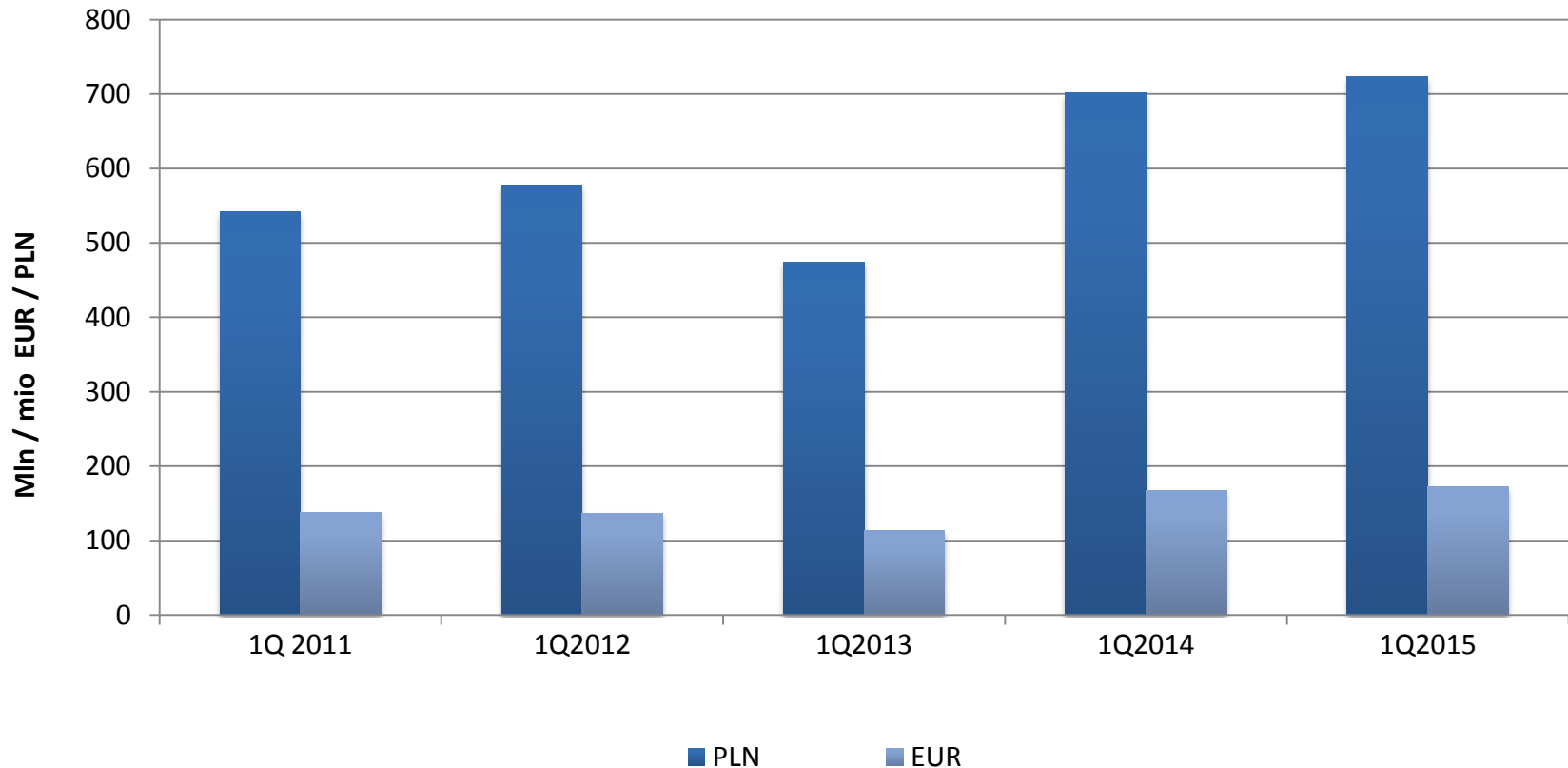
# Duże AGD - eksport z PL: 1q2011-15

*total large domestic appliance - export from PL*



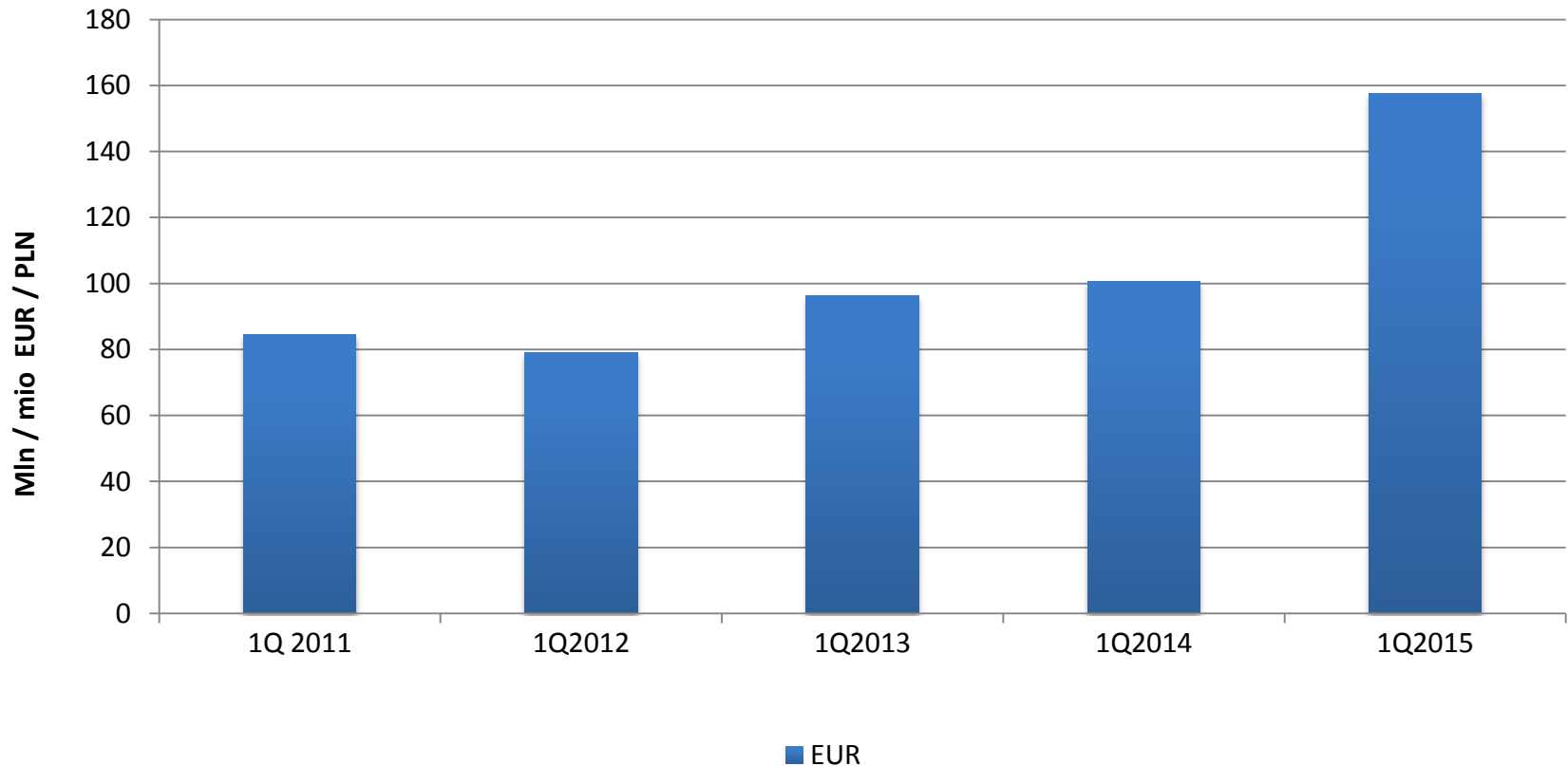
# Total duże AGD – import do PL: 1q2011-15

*total large domestic appliance – import to PL*

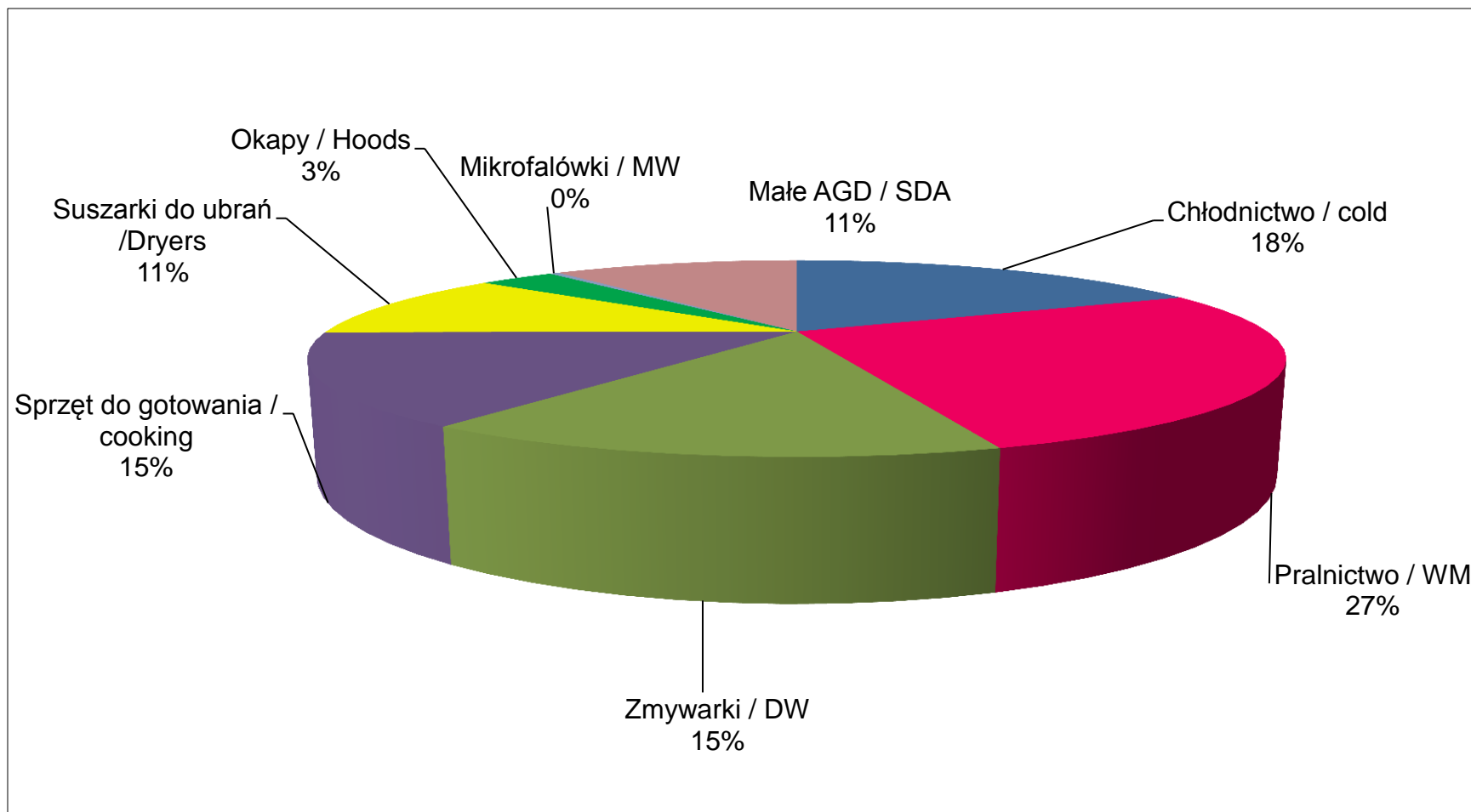


# Total małe AGD – import do PL: 1q2011-15

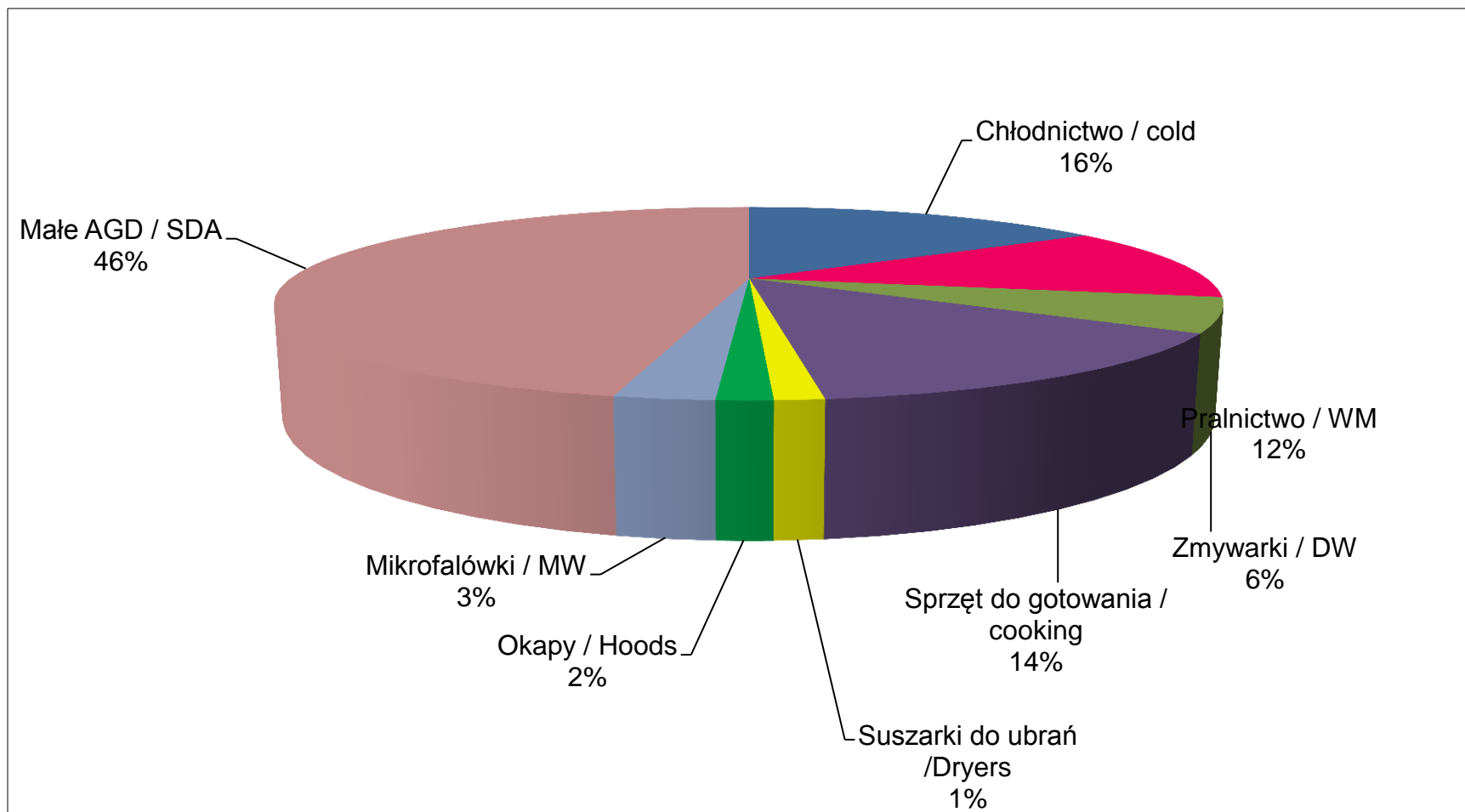
*total small domestic appliance – import to PL*



# Total AGD - eksport z PL *(value, EUR)*

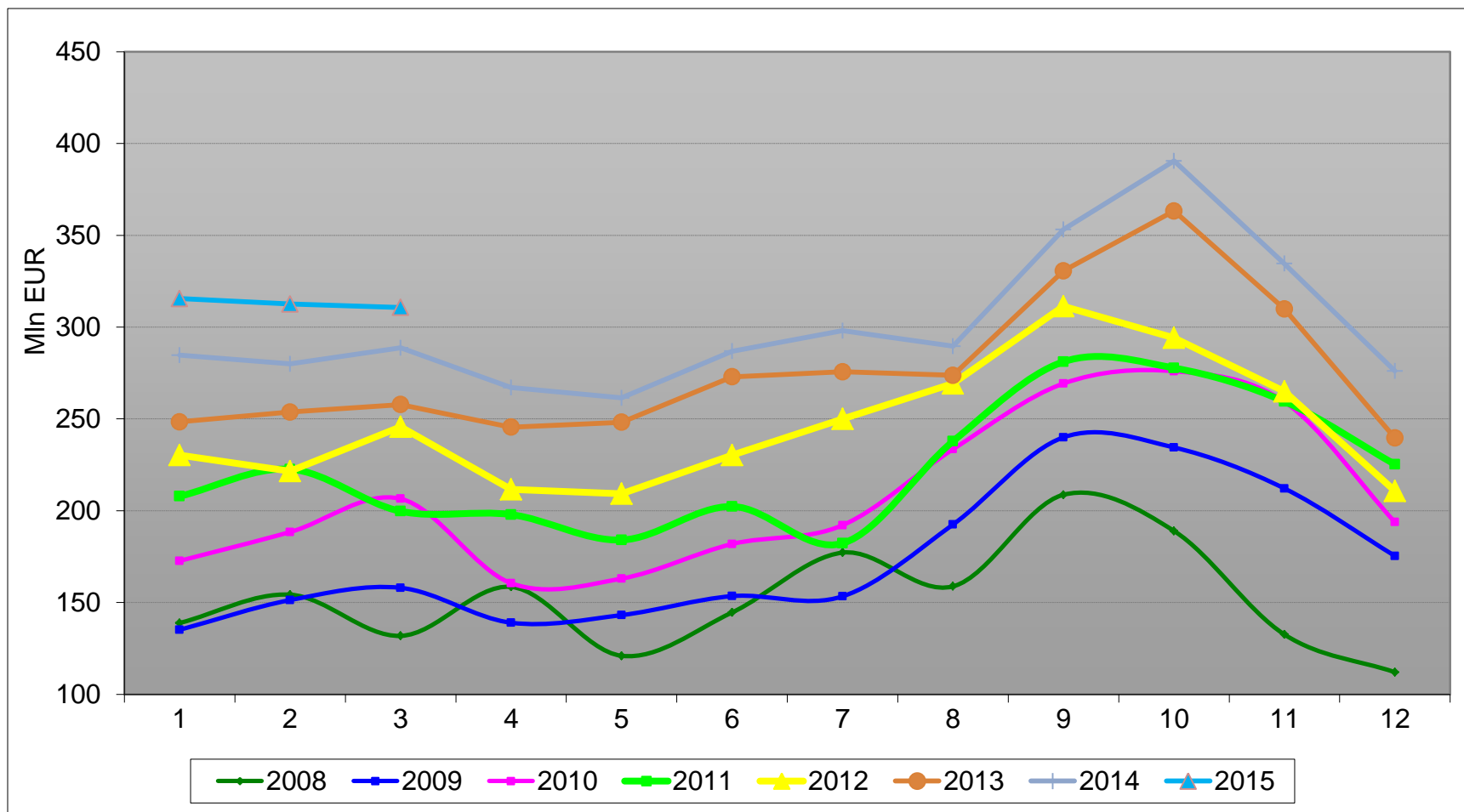


# Total AGD – import do PL *(value, EUR)*



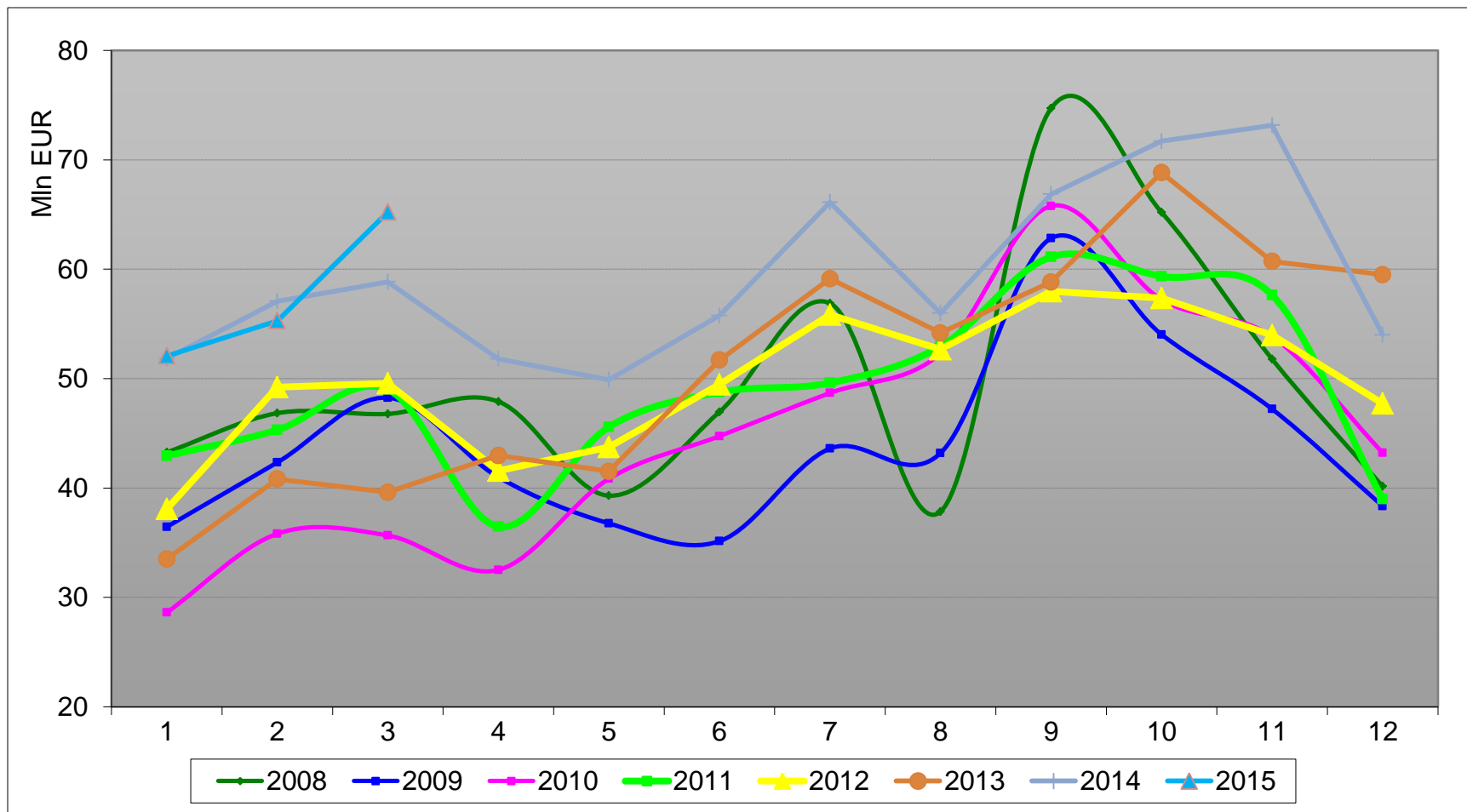
# Duże AGD - eksport z PL - 2008-2015 (mln EUR)

LDA - export from PL in mio EUR



# Duże AGD – import do PL - 2008-2015 (mln EUR)

LDA – import to PL in mio EUR

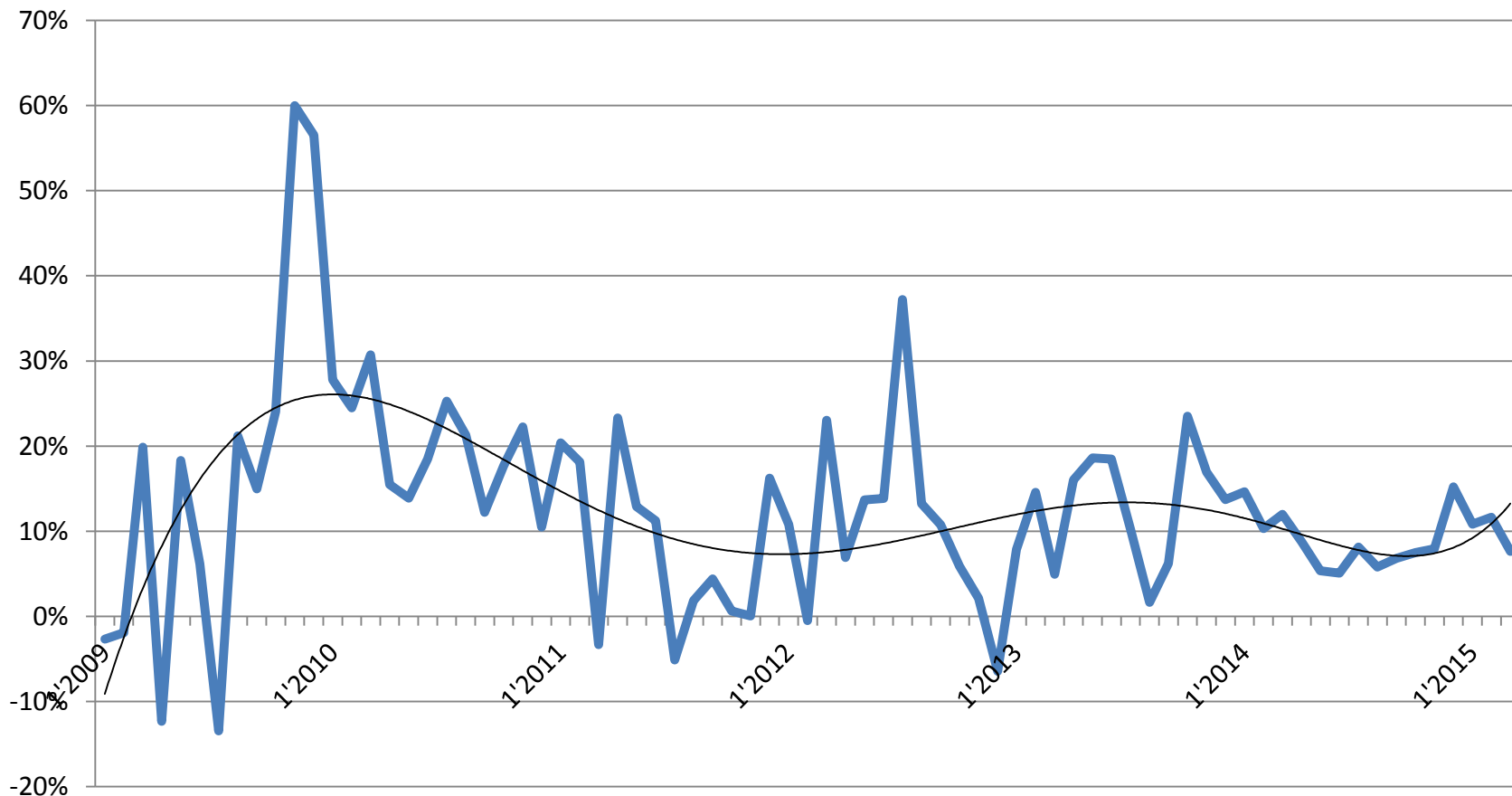




# Dynamika eksportu dużego AGD 2008-2015

(wart) r/r

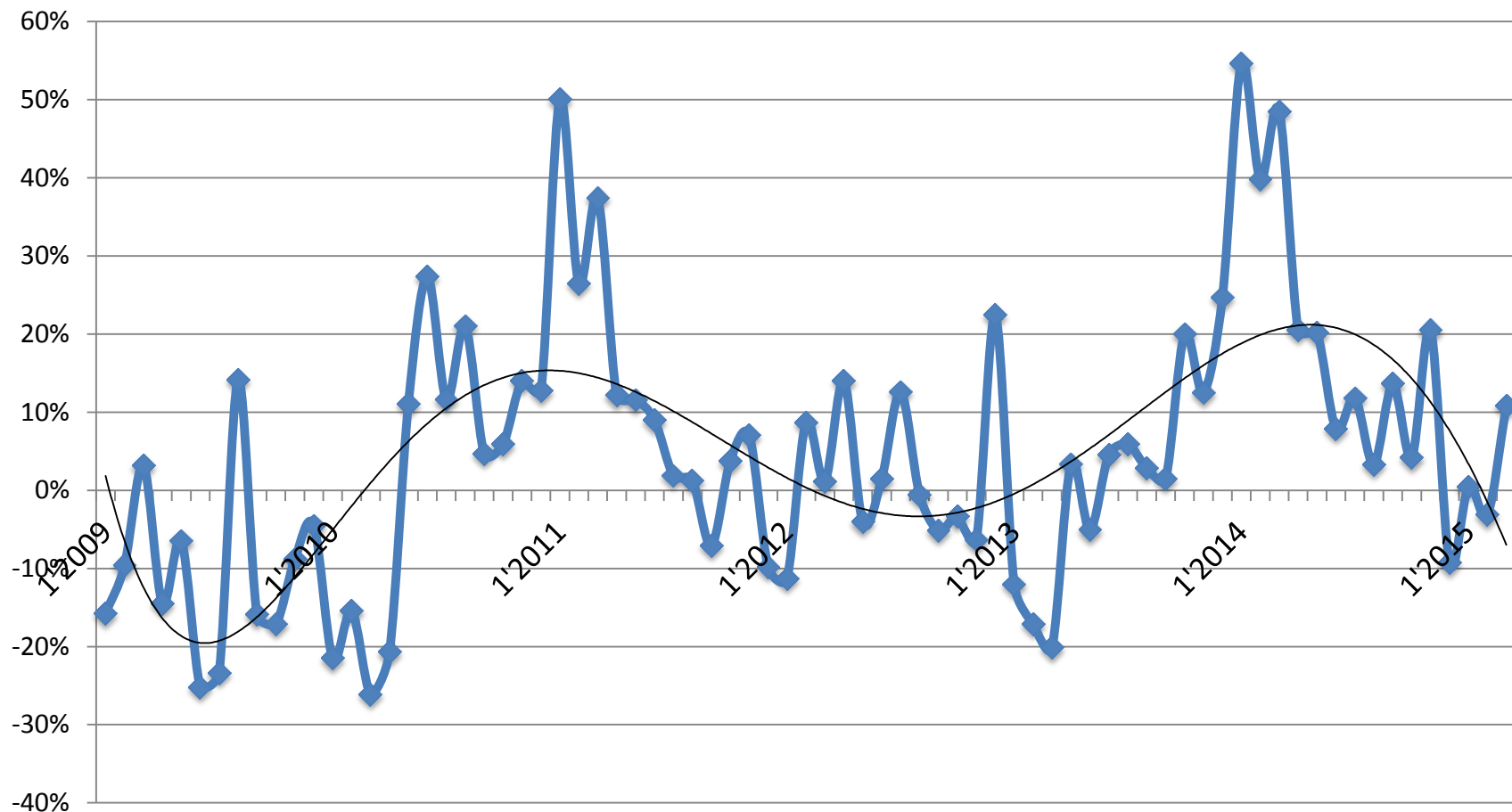
*export dynamic of large domestic appliance (value) y/y*



# Dynamika importu dużego AGD 2008-2015

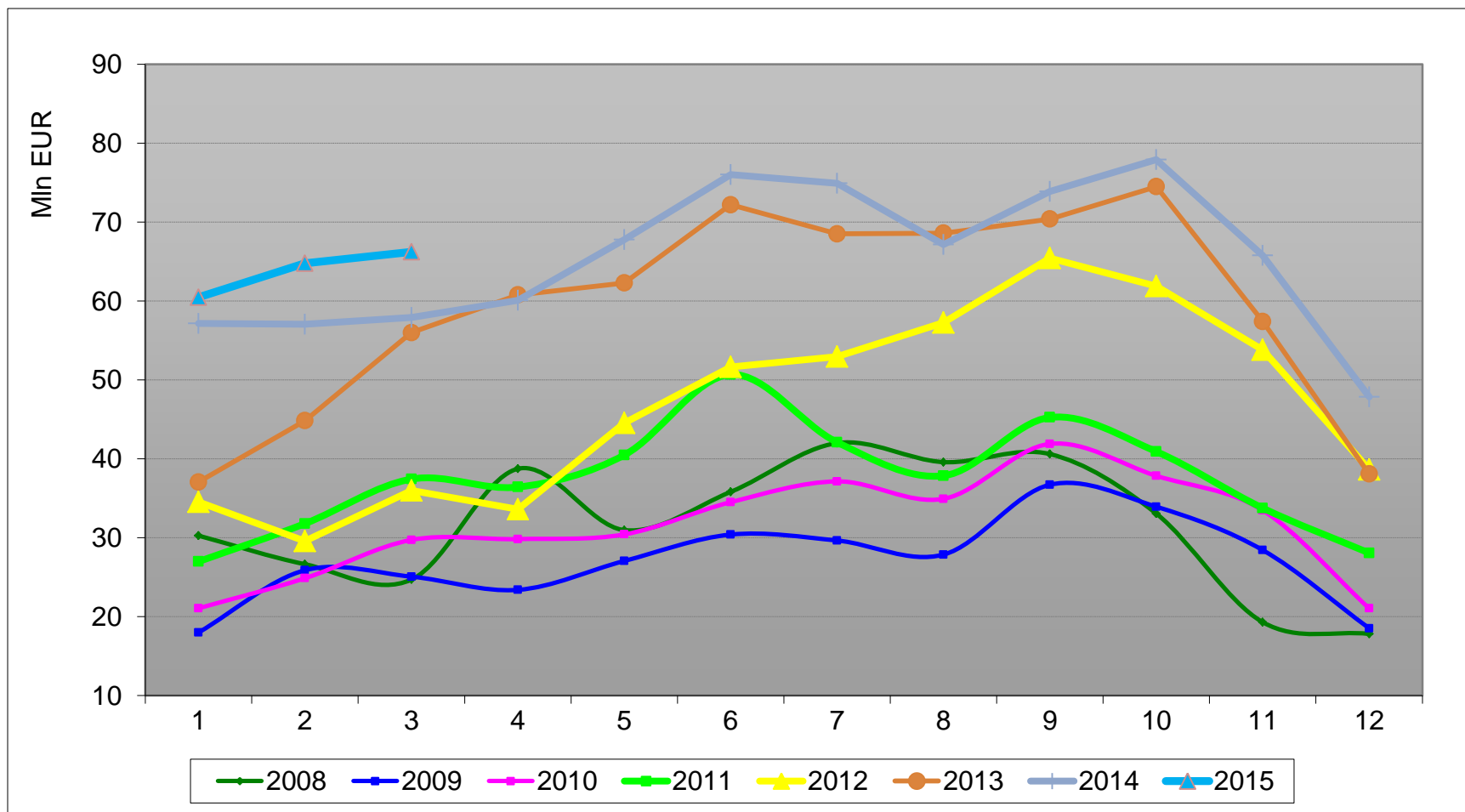
(wart) r/r

*import dynamic of large domestic appliance (value) y/y*



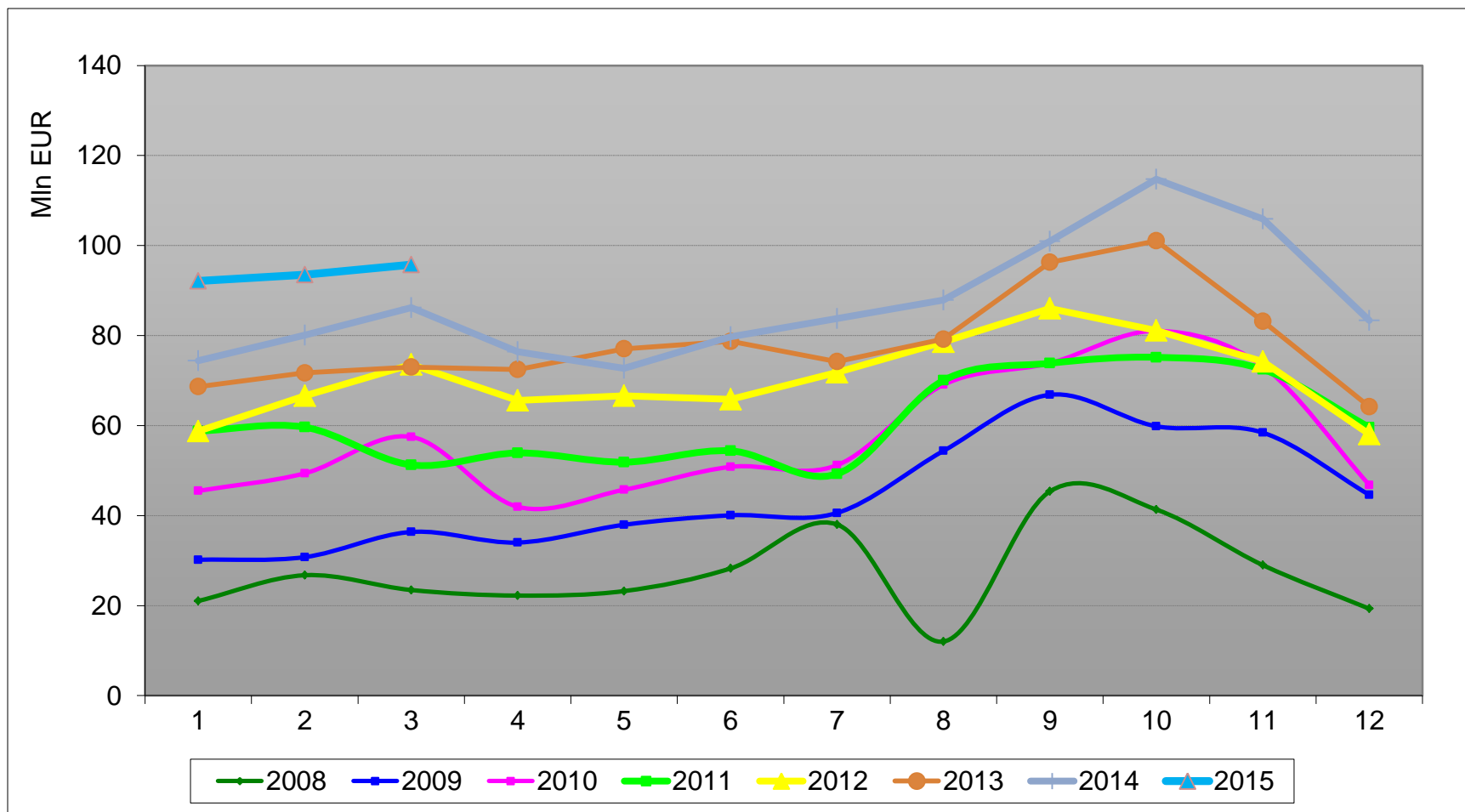
# Chłodnictwo - Eksport z PL: 2008-2015 (mln EUR)

*cold appliance export from PL in mio EUR*



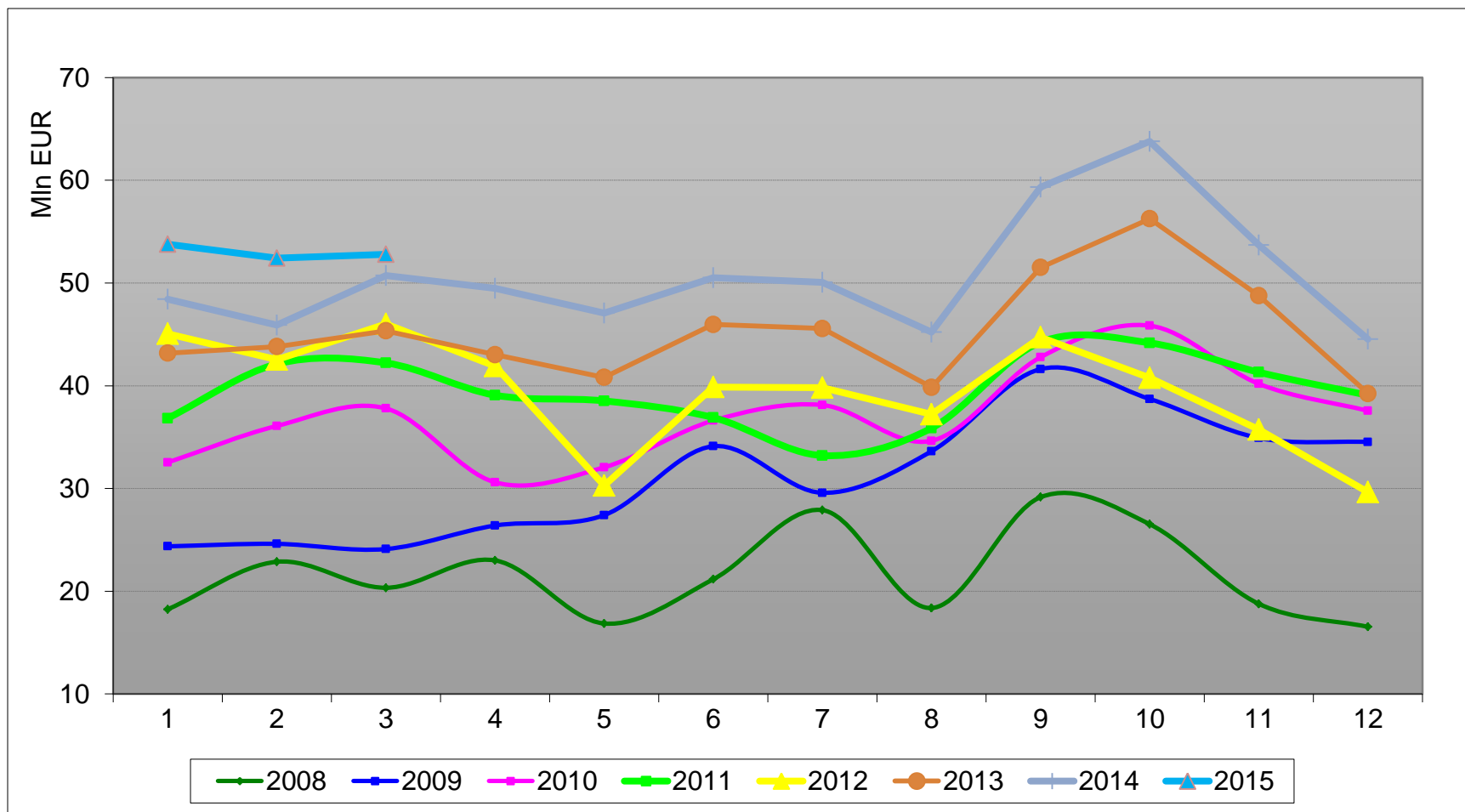
# Pralnictwo - eksport z PL: 2008-2015 (mIn EUR)

WM export from PL in mio EUR



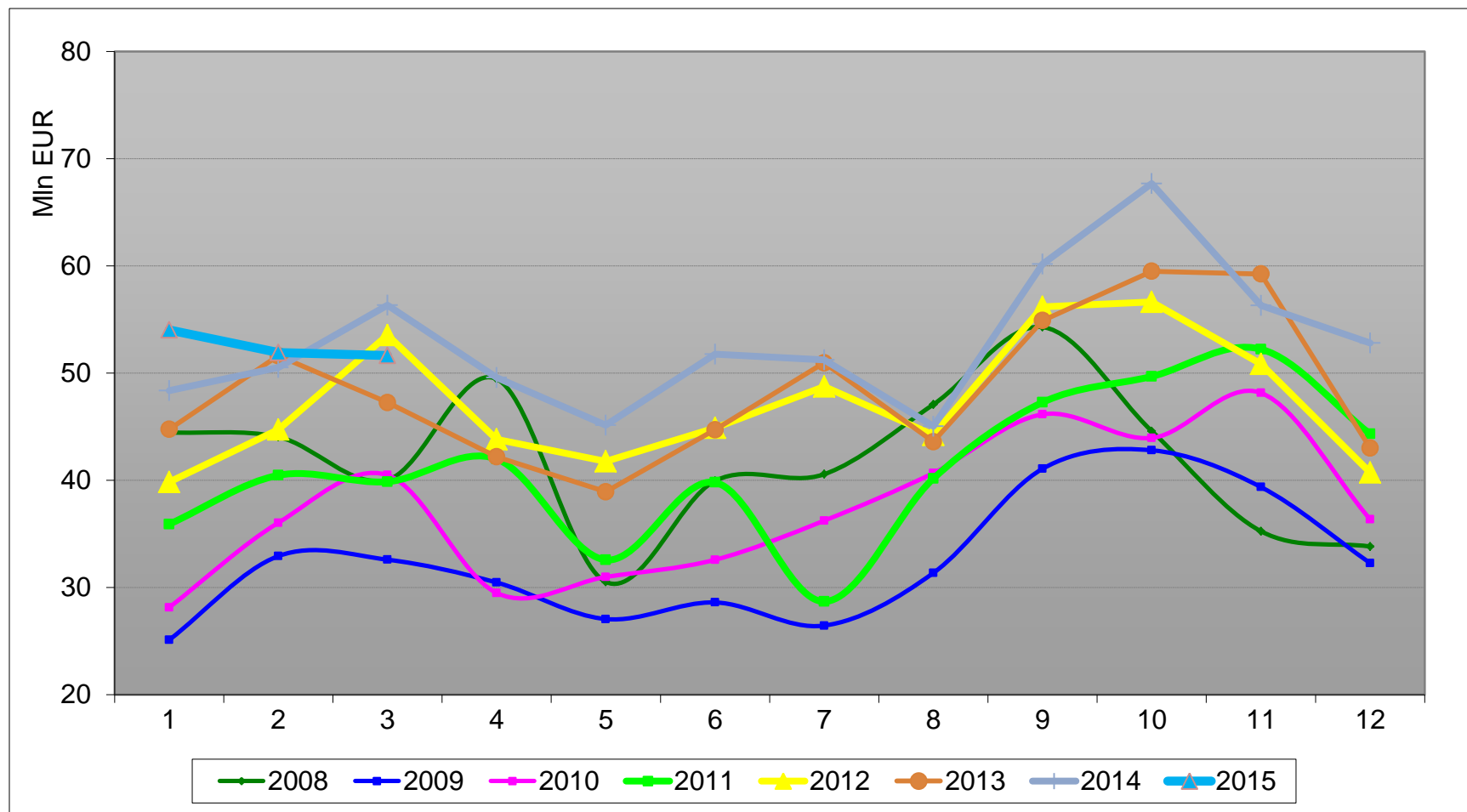
# Zmywarki - eksport z PL: 2008-2015 (mln EUR)

*DW export from PL in mio EUR*



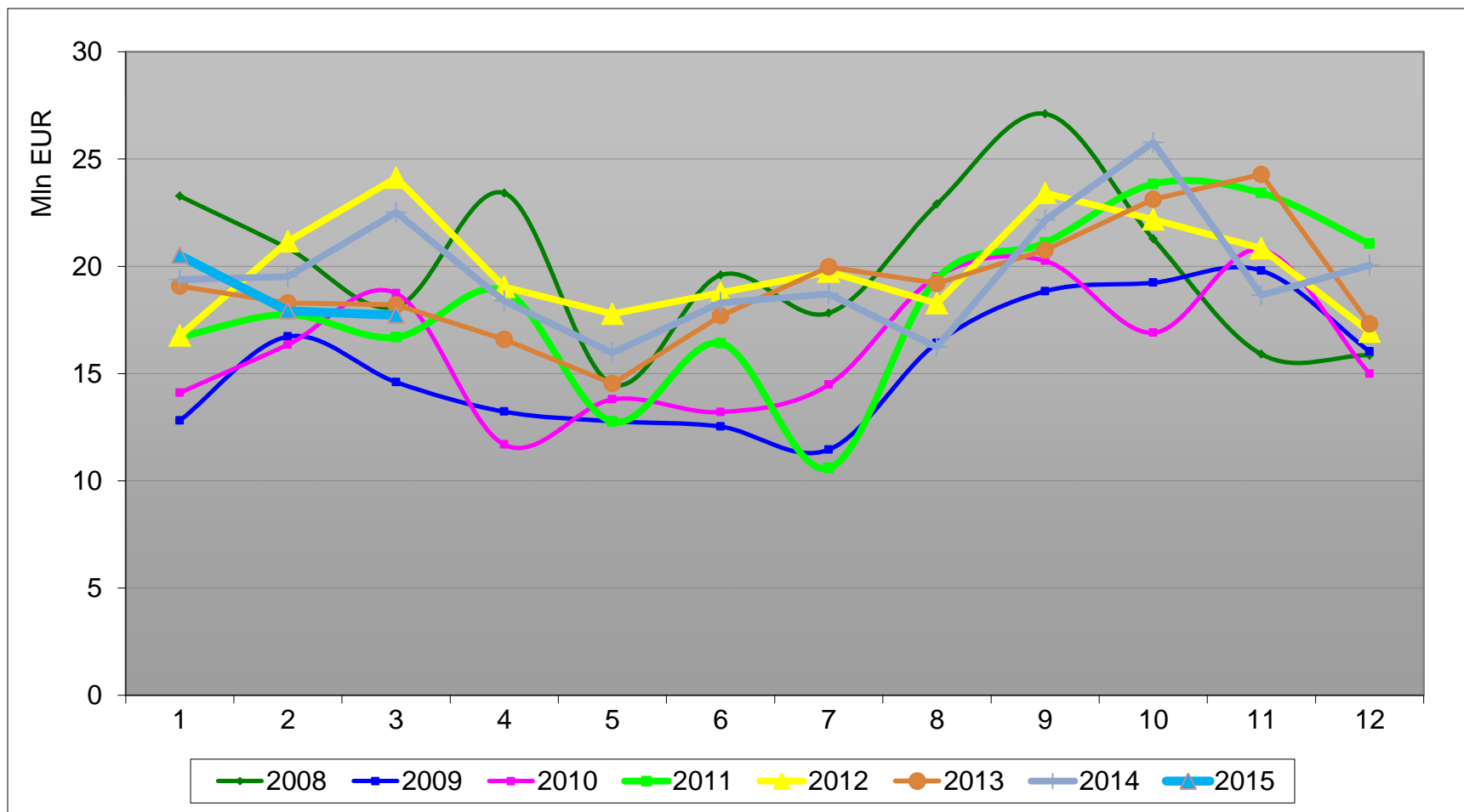
# Sprzęt do gotowania - eksport z PL - 2008-2015 (EUR)

*cooking export from PL in mio EUR*



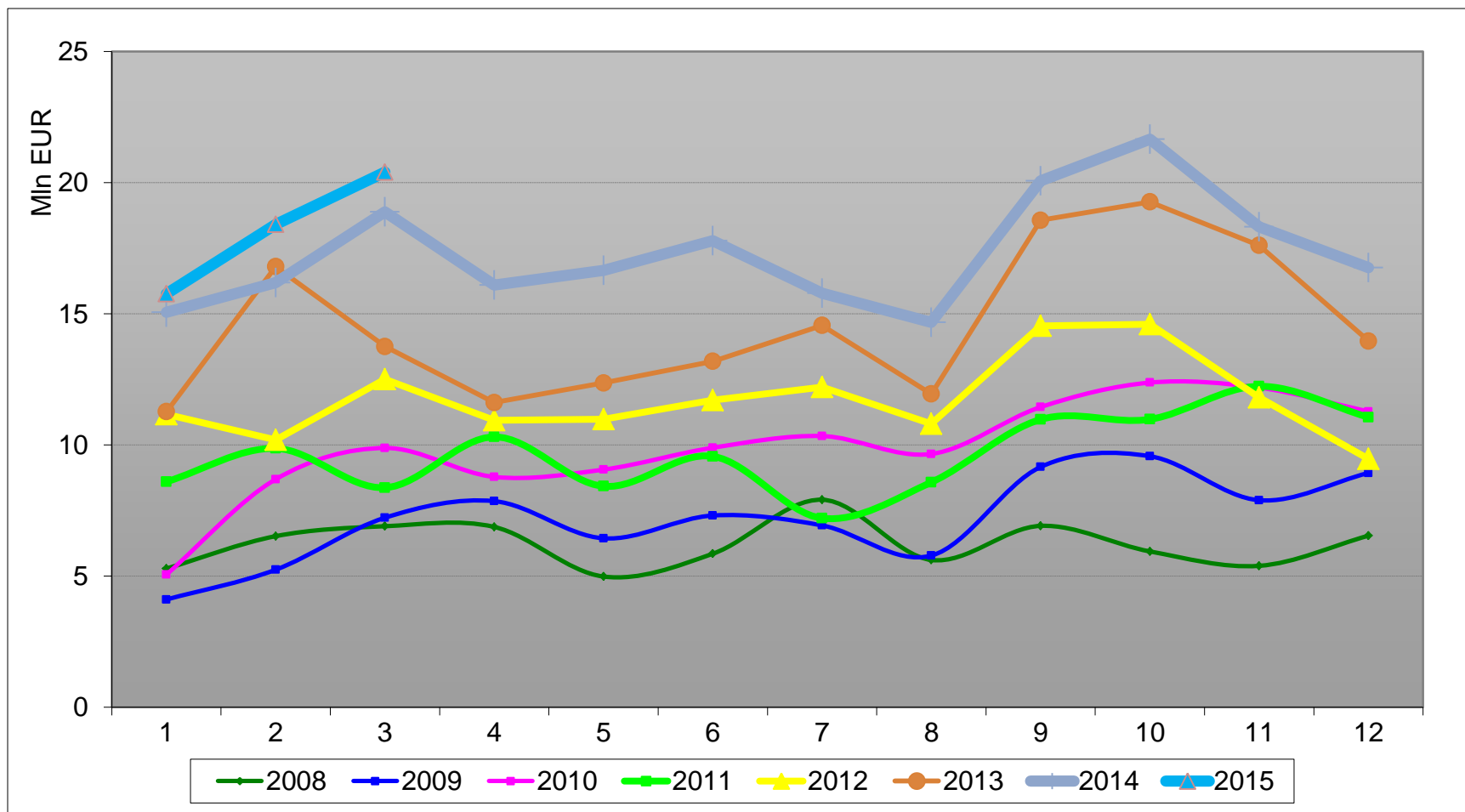
# Kuchnie FS- eksport z PL - 2008-2015 (EUR)

*cookers FS export from PL in EUR*



# Piekarniki BI - eksport z PL - 2008-2015 (EUR)

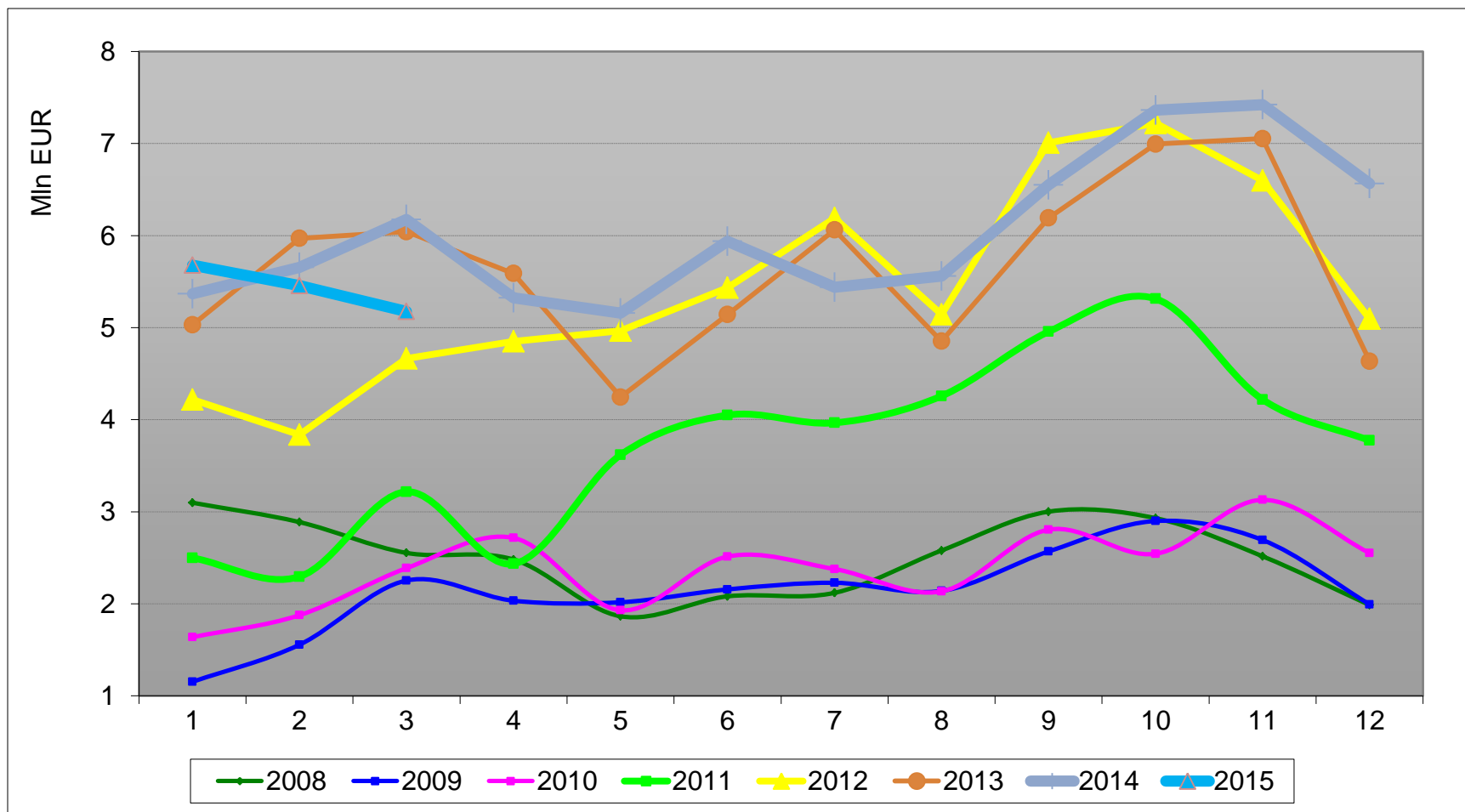
*ovens BI export from PL in EUR*





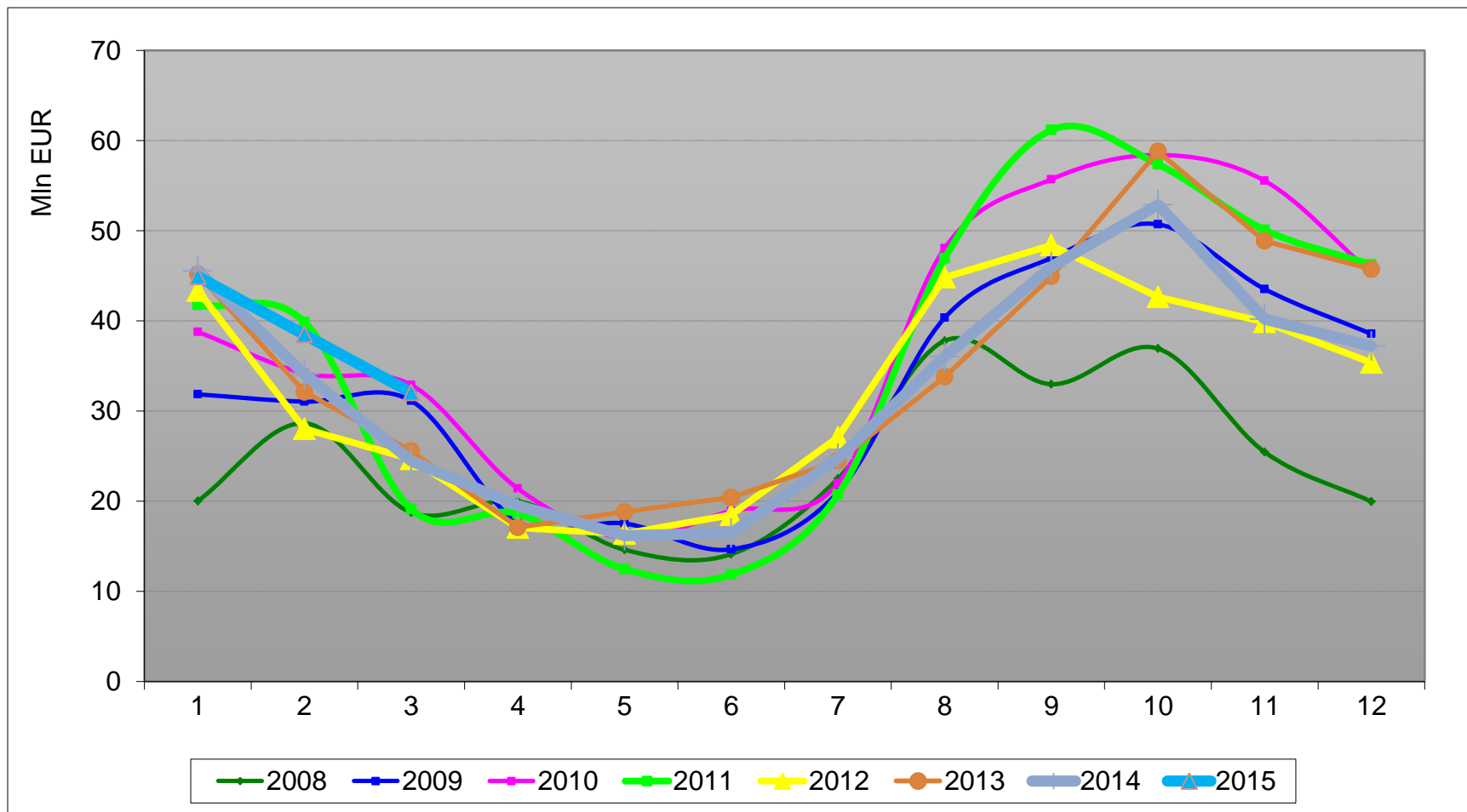
# Płyty - eksport z PL - 2008-2015 (EUR)

*hobs- export from PL in EUR*



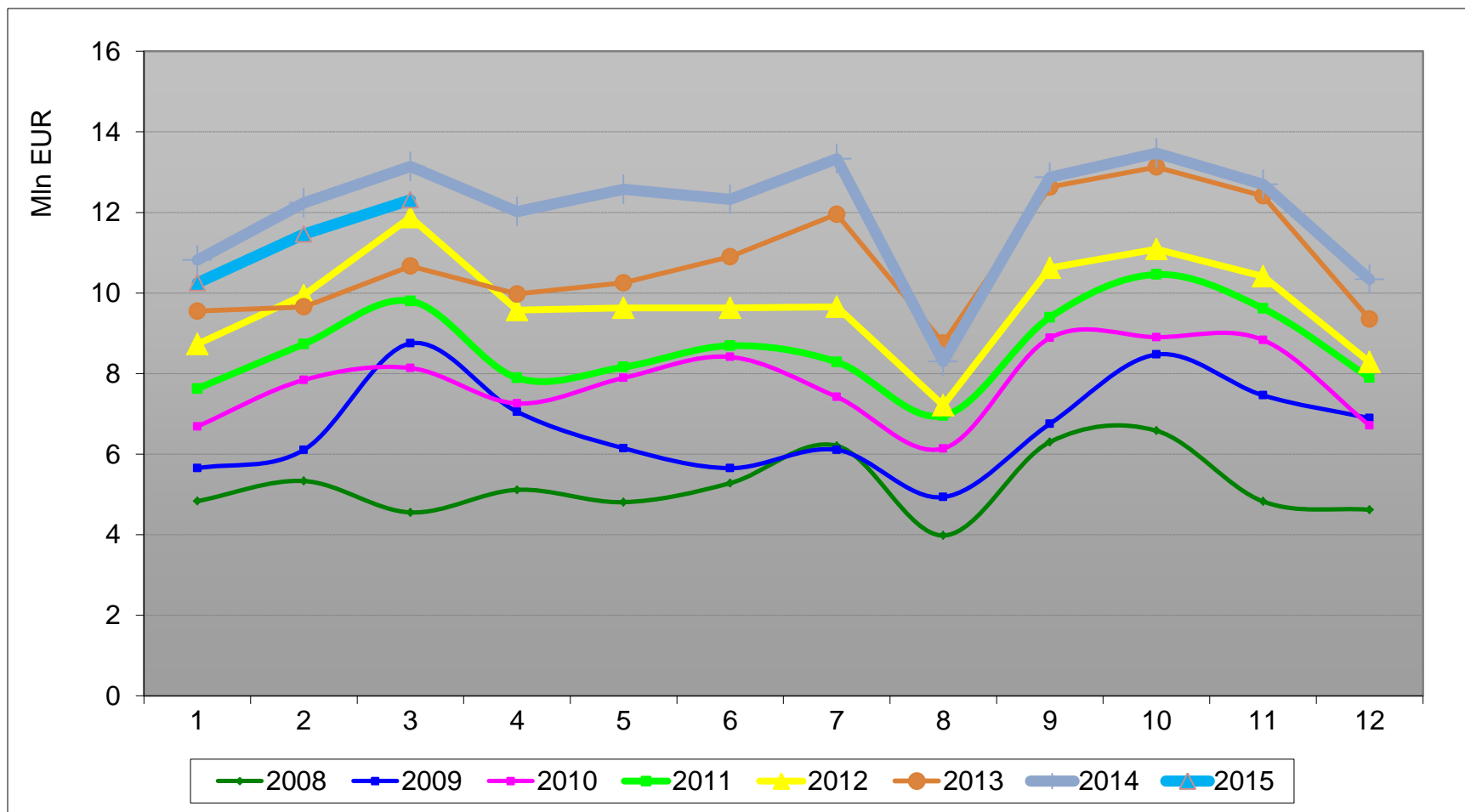
# Suszarki do ubrań - eksport z PL - 2008-2015 (EUR)

*tumble dryers export from PL in EUR*



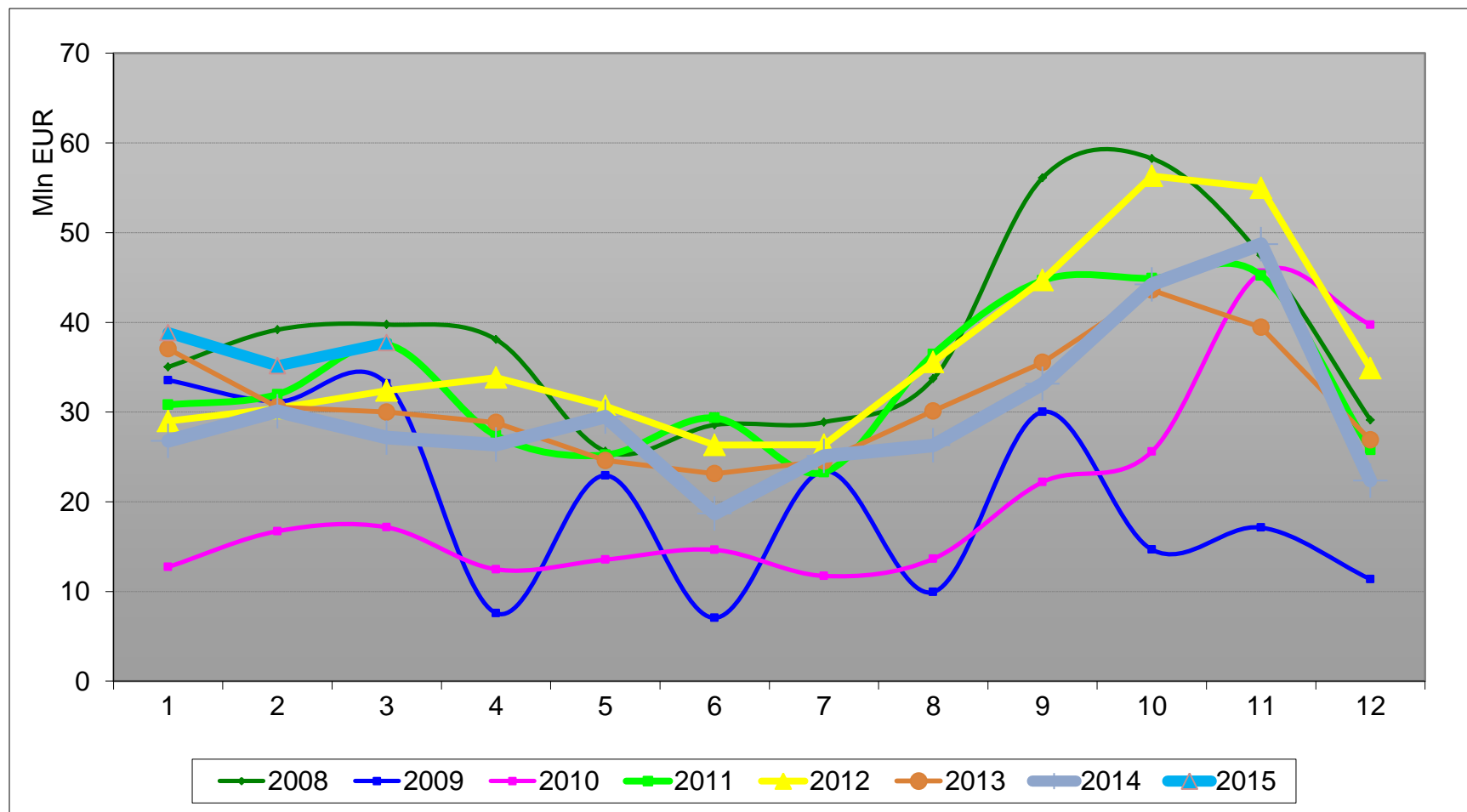
# Okapy <120 cm - eksport z PL - 2008-2015 (EUR)

*hoods export from PL in EUR*



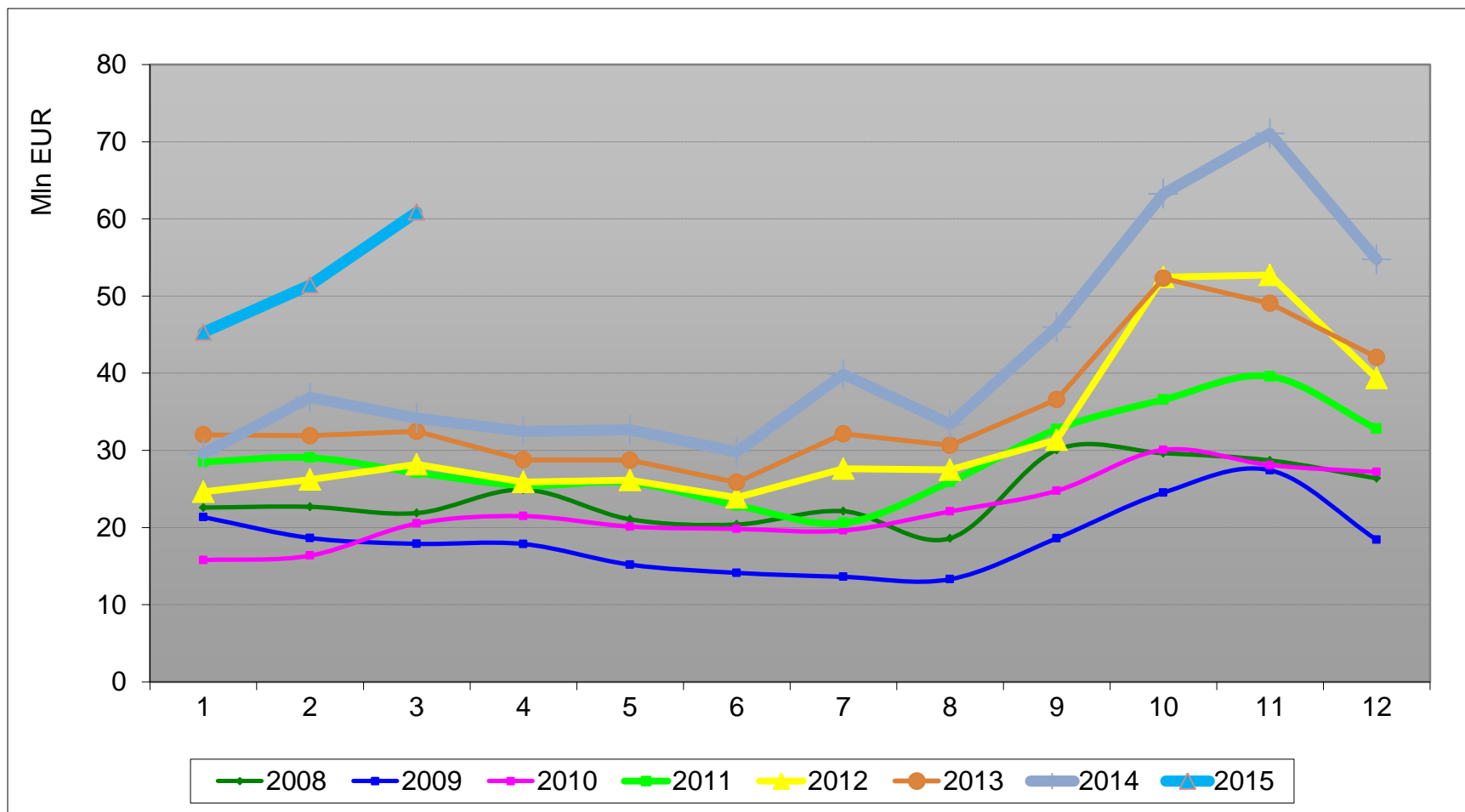
# Małe AGD - eksport z PL - 2008-2015 (EUR)

*SDA export from PL in EUR*



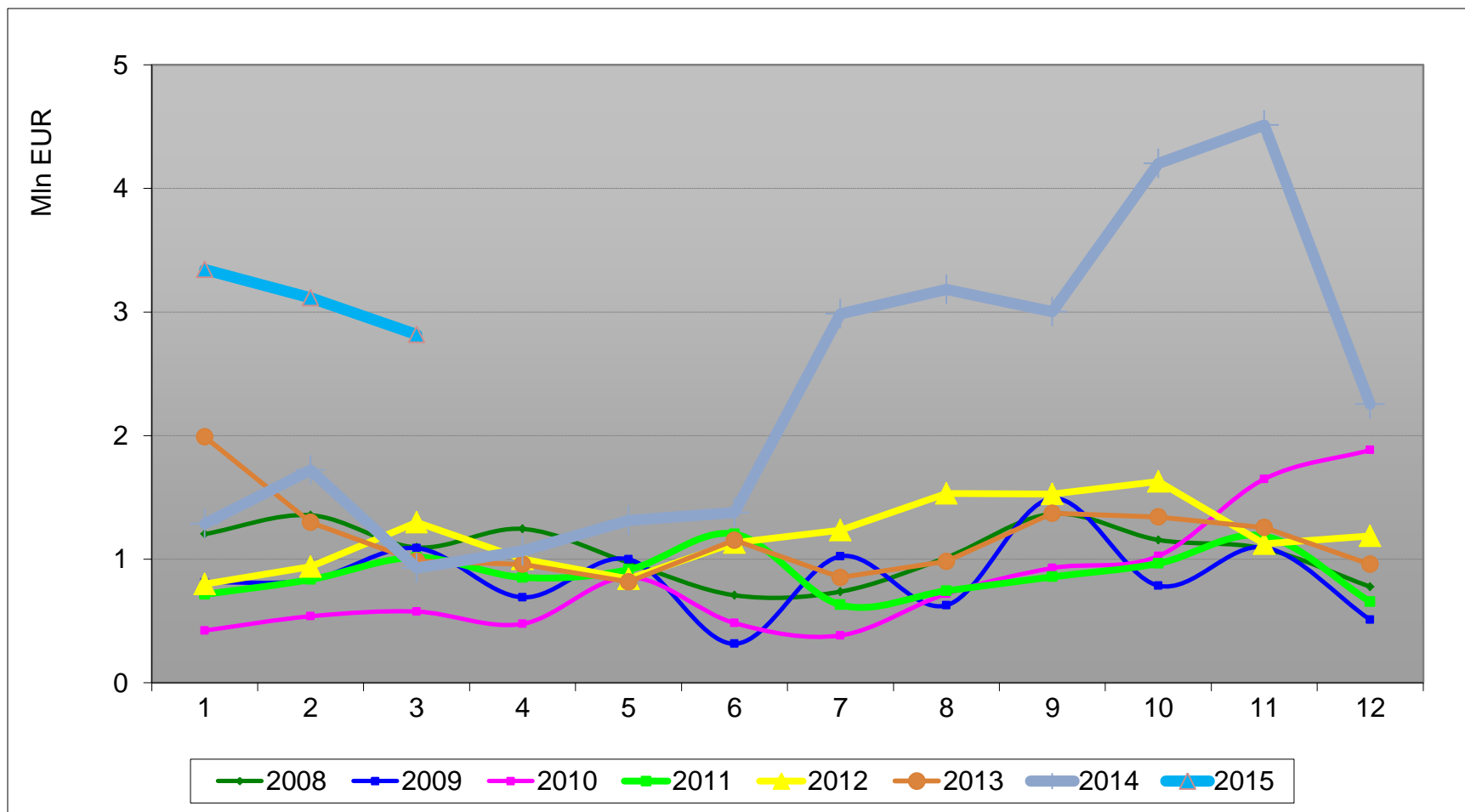
# Małe AGD – import do PL - 2008-2015 (EUR)

*SDA import to PL in EUR*



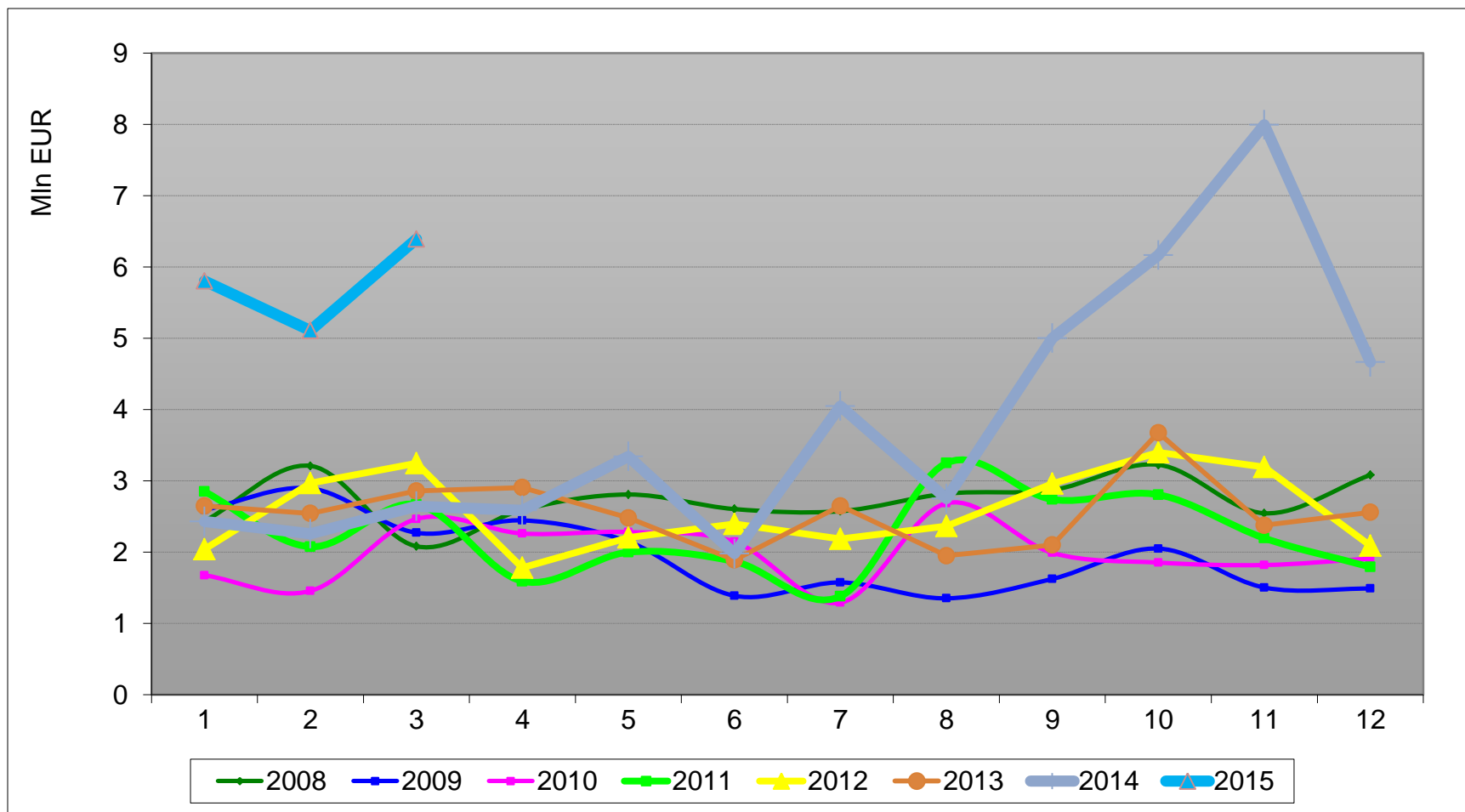
# Odkurzacze <1500 W - eksport z PL - 2008-2015 (EUR)

*VC <1500 W export from PL in EUR*



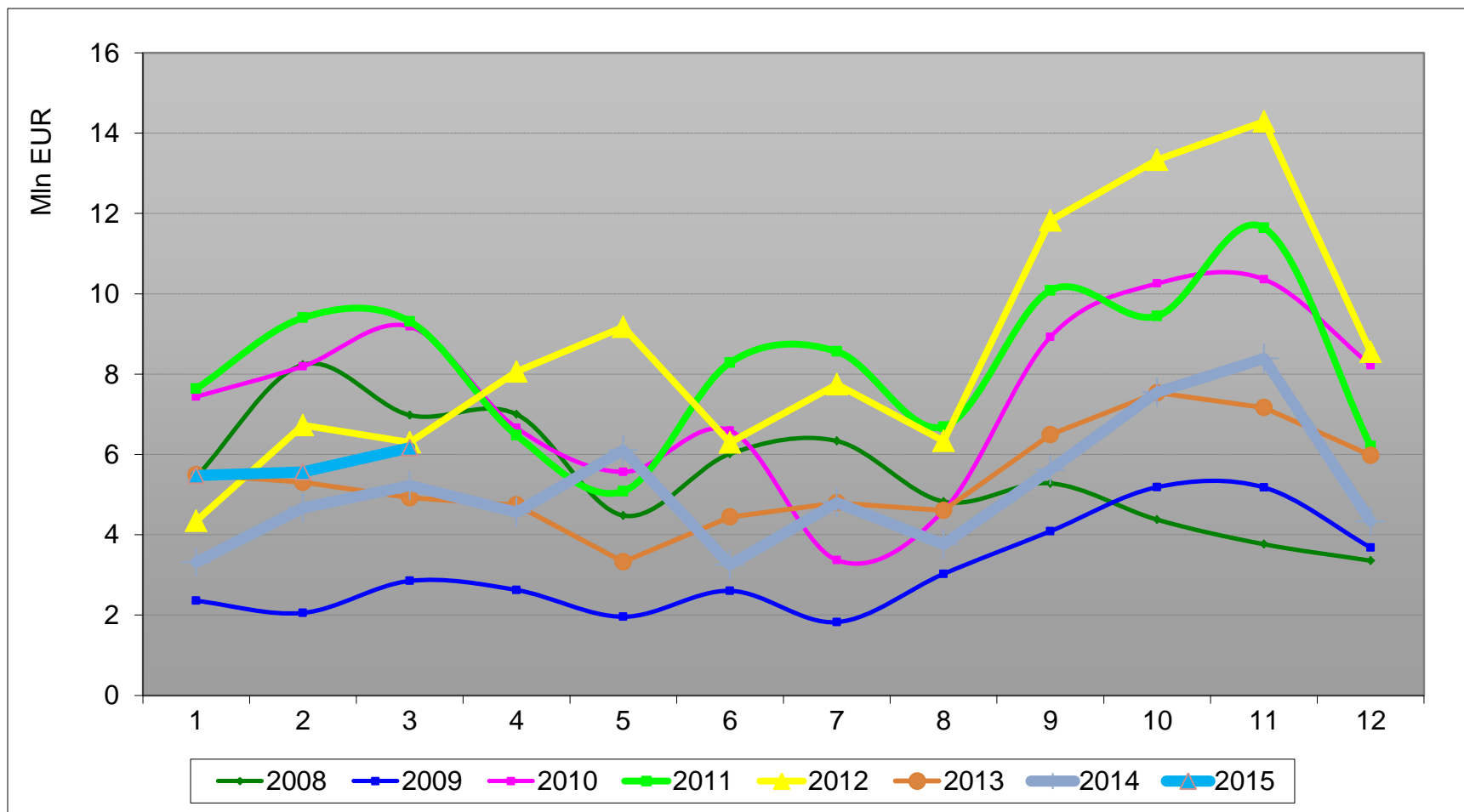
# Odkurzacze <1500 W – import do PL - 2008-2015 (EUR)

*VC <1500 W import to PL in EUR*



# Miksery- eksport z PL - 2008-2015 (EUR)

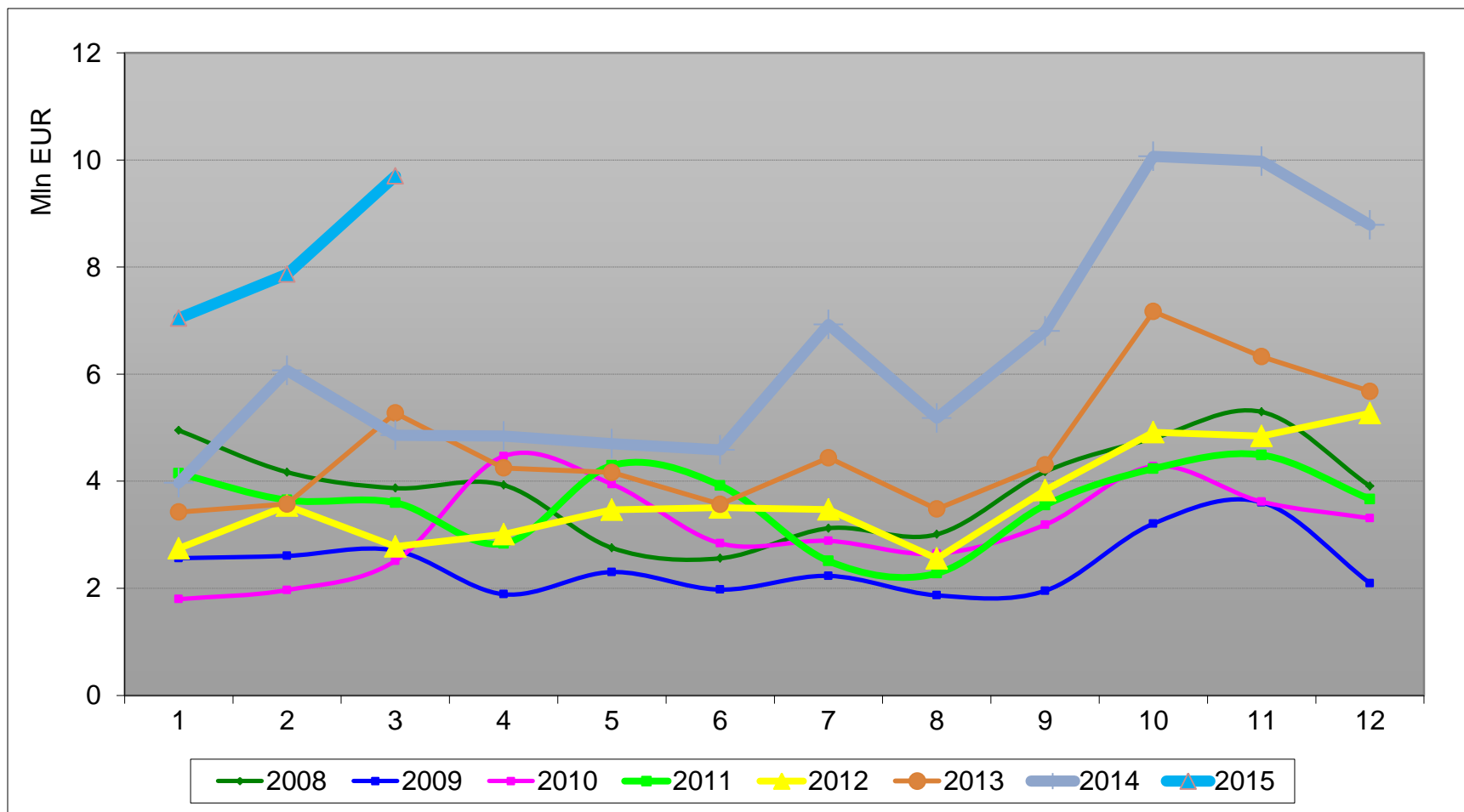
*food procesors export from PL in EUR*





# Mikszery- import do PL - 2008-2015 (EUR)

*food procesors import to PL in EUR*



# EKSPORT

| Grupa             | Jan. 2014     | Feb. 2014     | Mar. 2014     | Apr. 2014     | Jan. 2015     | Feb. 2015     | Mar. 2015     | YTD 2014      | YTD 2015      | 14 vs. 15 |
|-------------------|---------------|---------------|---------------|---------------|---------------|---------------|---------------|---------------|---------------|-----------|
| Chłodnictwo       | 57 172 064    | 57 067 687    | 57 904 222    | 60 105 147    | 60 475 919    | 64 775 526    | 66 236 405    | 172 143 973   | 191 487 850   | 11%       |
| r/r               | 54%           | 27%           | 3%            | -1%           | 6%            | 14%           | 14%           |               |               |           |
| Pralnictwo        | 74 437 638    | 80 110 614    | 86 194 474    | 76 386 281    | 92 105 292    | 93 543 393    | 95 761 629    | 240 742 726   | 281 410 314   | 17%       |
| r/r               | 8%            | 12%           | 18%           | 5%            | 24%           | 17%           | 11%           |               |               |           |
| Zmywarki          | 48 418 945    | 45 897 958    | 50 716 920    | 49 483 331    | 53 783 480    | 52 424 249    | 52 782 868    | 145 033 823   | 158 990 597   | 10%       |
| r/r               | 12%           | 5%            | 12%           | 15%           | 11%           | 14%           | 4%            |               |               |           |
| Sprzęt do gotowan | 48 367 351    | 50 533 206    | 56 324 015    | 49 592 153    | 54 017 749    | 51 927 943    | 51 638 453    | 155 224 572   | 157 584 145   | 2%        |
| r/r               | 8%            | -2%           | 19%           | 18%           | 12%           | 3%            | -8%           |               |               |           |
| Suszarki do ubrań | 45 535 570    | 34 101 341    | 24 466 372    | 19 505 051    | 44 915 507    | 38 458 705    | 32 024 690    | 104 103 283   | 115 398 902   | 11%       |
| r/r               | 1%            | 6%            | -4%           | 14%           | -1%           | 13%           | 31%           |               |               |           |
| Okapy             | 10 815 816    | 12 234 840    | 13 140 501    | 12 023 344    | 10 254 270    | 11 460 704    | 12 307 975    | 36 191 157    | 34 022 949    | -6%       |
| r/r               | 13%           | 27%           | 23%           | 21%           | -5%           | -6%           | -6%           |               |               |           |
| Mikrofalówki      | 1 790 001     | 2 412 125     | 2 776 799     | 2 308 687     | 1 496 220     | 1 331 945     | 1 265 823     | 6 978 925     | 4 093 988     | -41%      |
| r/r               | -43%          | 44%           | 54%           | 19%           | -16%          | -45%          | -54%          |               |               |           |
| Małe AGD          | 26 780 340    | 30 091 626    | 27 154 605    | 26 374 142    | 38 842 798    | 35 149 289    | 37 730 439    | 84 026 571    | 111 722 526   | 33%       |
| r/r               | -28%          | -2%           | -9%           | -9%           | 45%           | 17%           | 39%           |               |               |           |
| Total duże AGD    | 284 747 384   | 279 945 646   | 288 746 504   | 267 095 307   | 315 552 217   | 312 590 520   | 310 752 020   | 853 439 534   | 938 894 757   | 10%       |
| PLN               | 1 189 560 671 | 1 169 780 876 | 1 211 926 827 | 1 117 553 474 | 1 350 468 823 | 1 305 878 156 | 1 282 722 188 | 3 571 268 374 | 3 939 069 168 | 10%       |

# IMPORT

| Grupa             | Jan. 2014   | Feb. 2014   | Mar. 2014   | Apr. 2014   | Jan. 2015   | Feb. 2015   | Mar. 2015   | YTD 2014    | YTD 2015    | 14 vs. 15 |
|-------------------|-------------|-------------|-------------|-------------|-------------|-------------|-------------|-------------|-------------|-----------|
| Chłodnictwo       | 17 740 935  | 20 081 498  | 18 724 289  | 17 160 308  | 14 825 399  | 17 895 744  | 20 972 057  | 56 546 722  | 53 693 200  | -5%       |
| r/r               | 107%        | 78%         | 60%         | 17%         | -16%        | -11%        | 12%         |             |             |           |
| Pralnictwo        | 11 532 559  | 12 392 287  | 14 327 340  | 12 992 124  | 13 147 997  | 13 018 779  | 15 583 136  | 38 252 186  | 41 749 912  | 9%        |
| r/r               | 11%         | 22%         | 50%         | 35%         | 14%         | 5%          | 9%          |             |             |           |
| Zmywarki          | 5 049 333   | 6 821 992   | 5 389 428   | 6 436 220   | 6 452 379   | 6 438 124   | 6 509 741   | 17 260 753  | 19 400 244  | 12%       |
| r/r               | 1%          | 7%          | -12%        | -3%         | 28%         | -6%         | 21%         |             |             |           |
| Sprzęt do gotowan | 15 587 108  | 15 747 311  | 17 656 897  | 13 029 014  | 14 459 920  | 14 567 871  | 19 102 392  | 48 991 316  | 48 130 183  | -2%       |
| r/r               | 107%        | 44%         | 72%         | 28%         | -7%         | -7%         | 8%          |             |             |           |
| Suszarki do ubrań | 618 387     | 466 639     | 720 434     | 546 874     | 1 813 091   | 1 546 256   | 1 145 453   | 1 805 460   | 4 504 800   | 150%      |
| r/r               | -7%         | -13%        | 91%         | 6%          | 193%        | 231%        | 59%         |             |             |           |
| Okapy             | 1 307 990   | 1 563 328   | 2 023 646   | 1 637 423   | 1 380 913   | 1 817 527   | 1 909 955   | 4 894 964   | 5 108 395   | 4%        |
| r/r               | -4%         | 2%          | 30%         | 15%         | 6%          | 16%         | -6%         |             |             |           |
| Mikrofalówki      | 4 467 165   | 4 032 645   | 5 231 473   | 4 663 464   | 3 300 591   | 2 315 648   | 3 449 107   | 13 731 283  | 9 065 346   | -34%      |
| r/r               | -9%         | 6%          | 11%         | 16%         | -26%        | -43%        | -34%        |             |             |           |
| Małe AGD          | 29 544 385  | 36 857 263  | 34 162 050  | 32 464 969  | 45 297 772  | 51 428 502  | 60 887 094  | 100 563 698 | 157 613 368 | 57%       |
| r/r               | -8%         | 16%         | 5%          | 13%         | 53%         | 40%         | 78%         |             |             |           |
| Total duże AGD    | 51 836 312  | 57 073 055  | 58 842 034  | 51 801 963  | 52 079 699  | 55 284 301  | 65 222 734  | 167 751 401 | 172 586 734 | 3%        |
| PLN               | 216 551 377 | 238 485 468 | 246 971 785 | 216 744 593 | 222 885 488 | 230 955 696 | 269 226 401 | 702 008 630 | 723 067 585 | 3%        |
| r/r               | 56%         | 40%         | 50%         | 22%         | 3%          | -3%         | 9%          |             |             |           |

Kontakt:

**CECED Polska**

Związek Pracodawców AGD

Ul. Włodarzewska 76D

02-393 Warszawa

[www.cecedpolska.pl](http://www.cecedpolska.pl)

Tel.: +48 22 668 84 95

Email: [radoslaw.maj@cecedpolska.pl](mailto:radoslaw.maj@cecedpolska.pl)